

FREE PRINTABLE STYLE WORKBOOK

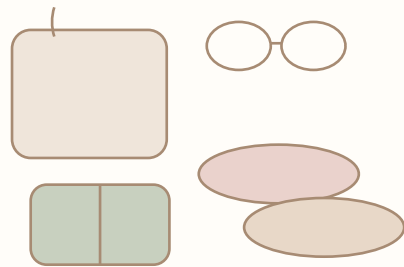
# The 30-Outfit Capsule Wardrobe Planner

---

Create stylish looks from clothes you already own.



- Capsule basics checklist
- 30 easy outfit formulas
- Color palette planner
- 7-day outfit planner
- Smart shopping list

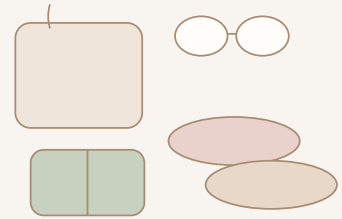


# Welcome to Your Capsule Wardrobe Planner

A simple guide for building more outfits with fewer pieces.

A beautiful wardrobe does not have to be huge. The most stylish outfits often come from simple, versatile pieces that can be mixed, matched, layered, and restyled in different ways.

This planner helps you stop thinking, 'I have nothing to wear,' and start seeing new combinations in the clothes you already own.



## How to use this planner

### 1. Define your style direction

Choose the style words that describe how you want your outfits to feel.

### 2. Choose your color palette

Pick base colors, accent colors, denim tones, and accessory colors.

### 3. Check your wardrobe basics

Mark what you already own and identify what is missing.

### 4. Build outfits using formulas

Use the 30 outfit formulas as easy starting points for everyday looks.

### 5. Plan before you shop

Buy pieces that solve a real wardrobe gap and create multiple outfits.

# Capsule Wardrobe Basics Checklist

Mark what you own, what you need, and what you can skip.

## Tops

- |  |   |
|--|---|
| <input type="checkbox"/> White button-down shirt | <input type="checkbox"/> White T-shirt      |
| <input type="checkbox"/> Black T-shirt           | <input type="checkbox"/> Neutral tank top   |
| <input type="checkbox"/> Striped top             | <input type="checkbox"/> Lightweight blouse |
| <input type="checkbox"/> Knit top                | <input type="checkbox"/> Satin camisole     |
| <input type="checkbox"/> Long-sleeve basic top   | <input type="checkbox"/> Simple bodysuit    |

## Bottoms

- |   |  |
|---|--|
| <input type="checkbox"/> Straight-leg jeans | <input type="checkbox"/> Wide-leg jeans        |
| <input type="checkbox"/> Tailored trousers  | <input type="checkbox"/> Black trousers        |
| <input type="checkbox"/> Linen trousers     | <input type="checkbox"/> Tailored shorts       |
| <input type="checkbox"/> Denim shorts       | <input type="checkbox"/> Midi skirt            |
| <input type="checkbox"/> Slip skirt         | <input type="checkbox"/> Everyday casual skirt |

## Dresses & Layers

- |   |  |
|---|--|
| <input type="checkbox"/> Simple black dress | <input type="checkbox"/> Neutral day dress   |
| <input type="checkbox"/> Shirt dress        | <input type="checkbox"/> Slip dress          |
| <input type="checkbox"/> Classic blazer     | <input type="checkbox"/> Linen blazer        |
| <input type="checkbox"/> Denim jacket       | <input type="checkbox"/> Trench coat         |
| <input type="checkbox"/> Cardigan           | <input type="checkbox"/> Lightweight sweater |

## Shoes & Accessories

- |   |   |
|---|---|
| <input type="checkbox"/> White sneakers | <input type="checkbox"/> Ballet flats       |
| <input type="checkbox"/> Loafers        | <input type="checkbox"/> Flat sandals       |
| <input type="checkbox"/> Ankle boots    | <input type="checkbox"/> Structured handbag |
| <input type="checkbox"/> Crossbody bag  | <input type="checkbox"/> Neutral belt       |
| <input type="checkbox"/> Sunglasses     | <input type="checkbox"/> Simple jewelry     |

### Quick notes

---

---

# Find Your Style Direction

Choose one main direction and one secondary direction.

## Minimalist Chic

Clean lines, simple silhouettes, neutral colors, and effortless outfits.

## Old Money Inspired

Timeless, polished, expensive-looking outfits without loud logos.

## Parisian Style

Slightly undone elegance: denim, ballet flats, stripes, blazers, and trench coats.

## Casual Chic

Comfortable pieces that still feel put together and intentional.

## Romantic Feminine

Soft colors, skirts, dresses, delicate details, satin, lace, and pretty shapes.

## Office Elegant

Polished outfits for work: trousers, blazers, blouses, refined shoes, and structured bags.

## Coastal Style

Light, breezy elegance with linen, cream tones, stripes, sandals, and soft blues.

## My style notes

My main style direction is:

---

My secondary style direction is:

---

Three words I want my outfits to feel like:

---

Outfits I want to create more often:

Everyday casual

Work outfits

Weekend outfits

Travel outfits

Dinner outfits

Feminine outfits

Minimal outfits

Elegant outfits

# Your Capsule Wardrobe Color Palette

Choose colors that make your wardrobe easier to mix and match.



## 1. Base colors

- |                                |                                     |                                   |
|--------------------------------|-------------------------------------|-----------------------------------|
| <input type="checkbox"/> Black | <input type="checkbox"/> White      | <input type="checkbox"/> Cream    |
| <input type="checkbox"/> Beige | <input type="checkbox"/> Camel      | <input type="checkbox"/> Brown    |
| <input type="checkbox"/> Navy  | <input type="checkbox"/> Grey       | <input type="checkbox"/> Charcoal |
| <input type="checkbox"/> Olive | <input type="checkbox"/> Denim blue |                                   |

## 2. Secondary neutrals

- |  |                                     |                                    |
|--|-------------------------------------|------------------------------------|
| <input type="checkbox"/> Soft white      | <input type="checkbox"/> Oatmeal    | <input type="checkbox"/> Taupe     |
| <input type="checkbox"/> Chocolate brown | <input type="checkbox"/> Light grey | <input type="checkbox"/> Stone     |
| <input type="checkbox"/> Sand            | <input type="checkbox"/> Khaki      | <input type="checkbox"/> Soft navy |
| <input type="checkbox"/> Warm ivory      |                                     |                                    |

## 3. Accent colors

- |  |  |  |
|--|--|--|
| <input type="checkbox"/> Blush pink    | <input type="checkbox"/> Dusty rose      | <input type="checkbox"/> Butter yellow |
| <input type="checkbox"/> Sage green    | <input type="checkbox"/> Burgundy        | <input type="checkbox"/> Red           |
| <input type="checkbox"/> Powder blue   | <input type="checkbox"/> Lavender        | <input type="checkbox"/> Emerald       |
| <input type="checkbox"/> Metallic gold | <input type="checkbox"/> Metallic silver |  |

## 4. Denim colors

- |                                      |                                       |                                      |
|--------------------------------------|---------------------------------------|--------------------------------------|
| <input type="checkbox"/> Light denim | <input type="checkbox"/> Medium denim | <input type="checkbox"/> Dark denim  |
| <input type="checkbox"/> Black denim | <input type="checkbox"/> White denim  | <input type="checkbox"/> Cream denim |

## 5. Shoes, bags & jewelry

- |                                       |   |                                       |
|---------------------------------------|---|---------------------------------------|
| <input type="checkbox"/> Black        | <input type="checkbox"/> Brown          | <input type="checkbox"/> Tan          |
| <input type="checkbox"/> Beige        | <input type="checkbox"/> Cream          | <input type="checkbox"/> White        |
| <input type="checkbox"/> Gold jewelry | <input type="checkbox"/> Silver jewelry | <input type="checkbox"/> Mixed metals |
| <input type="checkbox"/> Burgundy     |   |                                       |

# 30 Easy Outfit Formulas

Part 1: everyday, work, and weekend



## Everyday outfit formulas

### 1. Blazer + White T-shirt + Straight-Leg Jeans + Loafers

Polished casual for errands, lunch, casual meetings, or an easy day out.

### 2. Button-Down Shirt + Jeans + Ballet Flats + Simple Jewelry

Effortless and elegant. Tuck the shirt in for a cleaner look.

### 3. Knit Top + Wide-Leg Trousers + Flat Sandals

Soft, comfortable, and elevated for warm days.

### 4. Striped Top + Denim + Trench Coat + Sneakers

A Parisian-inspired formula that always feels fresh.

### 5. Neutral Tank Top + Linen Trousers + Raffia Bag

A breezy warm-weather outfit that looks chic without trying too hard.

## Work outfit formulas

### 6. Blazer + Blouse + Tailored Trousers + Loafers

Professional, comfortable, and timeless.

### 7. White Shirt + Midi Skirt + Belt + Pointed Flats

Feminine but polished for office days and meetings.

### 8. Knit Top + Black Trousers + Structured Bag

Clean, simple, and easy to repeat.

### 9. Button-Down Shirt + Wide-Leg Pants + Minimal Jewelry

Modern and elegant, especially in soft neutrals.

### 10. Simple Dress + Blazer + Flats or Heels

An easy one-piece outfit that becomes structured with a blazer.

## Weekend outfit formulas

### 11. White T-shirt + Denim Shorts + Linen Shirt + Sandals

Relaxed, practical, and stylish for warm weekends.

### 12. Cardigan + Tank Top + Jeans + Ballet Flats

Soft and feminine without being too dressy.

### 13. Denim Jacket + Simple Dress + Sneakers

Comfortable and cute for city walks or weekend plans.

### 14. Oversized Shirt + Slim Pants + Sneakers

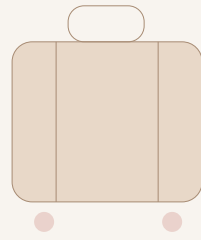
Practical and intentional with sunglasses and a good bag.

### 15. Knit Sweater + Midi Skirt + Ankle Boots

Perfect for fall, spring, or cooler days.

# 30 Easy Outfit Formulas

Part 2: travel, dinner, and polished casual outfits.



## Travel outfit formulas

### 16. Matching Set + Sneakers + Crossbody Bag

Comfortable for travel days but still pulled together.

### 17. Linen Shirt + Wide-Leg Pants + Flat Sandals

Vacation-friendly for sightseeing, lunch, or casual dinners.

### 18. T-shirt + Tailored Trousers + Denim Jacket

A smart travel outfit because every piece can be worn again.

### 19. Slip Dress + Lightweight Cardigan + Sandals

Easy to pack, easy to dress up, and perfect for warm destinations.

### 20. Tank Top + Maxi Skirt + Simple Jewelry

Relaxed but feminine, especially for summer trips.

## Dinner outfit formulas

### 21. Satin Camisole + Blazer + Jeans + Heeled Sandals

A chic going-out outfit without feeling overdone.

### 22. Black Dress + Statement Earrings + Elegant Shoes

Reliable for dinners, dates, events, or evenings out.

### 23. Silk Blouse + Tailored Trousers + Small Bag

Polished and elegant for many occasions.

### 24. Slip Skirt + Knit Top + Heels or Flats

Soft, feminine, and comfortable across seasons.

### 25. White Shirt + Black Trousers + Red Lipstick

Timeless, effortless, and confident.

## Polished Casual outfit formulas

### 26. Blazer + Tank Top + Jeans + Ballet Flats

One of the easiest ways to make denim feel more elegant.

### 27. Cardigan + Wide-Leg Jeans + Loafers

Comfortable, soft, and stylish for everyday wear.

### 28. Neutral Dress + Belt + Structured Bag

A simple dress feels finished when styled with a belt and bag.

### 29. Trench Coat + T-shirt + Trousers + Sneakers

Clean and modern for errands, travel, or coffee dates.

### 30. White Shirt + Slip Skirt + Sandals

Elegant but easy; casual, romantic, or polished depending on accessories.

# Wardrobe Gap Checklist

Find what is actually missing before you buy anything new.

A wardrobe gap is an item that helps you create more outfits with the clothes you already own. Use this page before shopping.

## Everyday basics

- |  |  |  |  |
|--|--|--|--|
| <input type="checkbox"/> White T-shirt | <input type="checkbox"/> Neutral tank top  | <input type="checkbox"/> Long-sleeve top   | <input type="checkbox"/> Button-down shirt |
| <input type="checkbox"/> Easy knit top | <input type="checkbox"/> Comfortable jeans | <input type="checkbox"/> Everyday trousers | <input type="checkbox"/> Simple dress      |

What is missing? \_\_\_\_\_

## Polished pieces

- |                                  |  |                                     |   |
|----------------------------------|--|-------------------------------------|---|
| <input type="checkbox"/> Blazer  | <input type="checkbox"/> Tailored trousers | <input type="checkbox"/> Midi skirt | <input type="checkbox"/> Structured bag |
| <input type="checkbox"/> Loafers | <input type="checkbox"/> Ballet flats      | <input type="checkbox"/> Belt       | <input type="checkbox"/> Elegant blouse |

What is missing? \_\_\_\_\_

## Seasonal pieces

- |   |                                      |                                       |                                      |
|---|--------------------------------------|---------------------------------------|--------------------------------------|
| <input type="checkbox"/> Lightweight jacket | <input type="checkbox"/> Trench coat | <input type="checkbox"/> Warm sweater | <input type="checkbox"/> Linen shirt |
| <input type="checkbox"/> Summer dress       | <input type="checkbox"/> Sandals     | <input type="checkbox"/> Boots        | <input type="checkbox"/> Coat        |

What is missing? \_\_\_\_\_

## Connecting pieces

- |  |                                      |                                       |   |
|--|--------------------------------------|---------------------------------------|---|
| <input type="checkbox"/> Neutral shoes | <input type="checkbox"/> Neutral bag | <input type="checkbox"/> Belt         | <input type="checkbox"/> Jewelry          |
| <input type="checkbox"/> Sunglasses    | <input type="checkbox"/> Scarf       | <input type="checkbox"/> Layering top | <input type="checkbox"/> Jacket or blazer |

What is missing? \_\_\_\_\_

### My top 3 wardrobe gaps

1. \_\_\_\_\_
2. \_\_\_\_\_
3. \_\_\_\_\_

# 7-Day Outfit Planner

Plan a week of outfits based on your real schedule.

## Monday

Formula: \_\_\_\_\_  
Top / Bottom: \_\_\_\_\_  
Shoes: \_\_\_\_\_  
Layer / Accessories: \_\_\_\_\_

## Tuesday

Formula: \_\_\_\_\_  
Top / Bottom: \_\_\_\_\_  
Shoes: \_\_\_\_\_  
Layer / Accessories: \_\_\_\_\_

## Wednesday

Formula: \_\_\_\_\_  
Top / Bottom: \_\_\_\_\_  
Shoes: \_\_\_\_\_  
Layer / Accessories: \_\_\_\_\_

## Thursday

Formula: \_\_\_\_\_  
Top / Bottom: \_\_\_\_\_  
Shoes: \_\_\_\_\_  
Layer / Accessories: \_\_\_\_\_

## Friday

Formula: \_\_\_\_\_  
Top / Bottom: \_\_\_\_\_  
Shoes: \_\_\_\_\_  
Layer / Accessories: \_\_\_\_\_

## Saturday

Formula: \_\_\_\_\_  
Top / Bottom: \_\_\_\_\_  
Shoes: \_\_\_\_\_  
Layer / Accessories: \_\_\_\_\_

## Sunday

Formula: \_\_\_\_\_  
Top / Bottom: \_\_\_\_\_  
Shoes: \_\_\_\_\_  
Layer / Accessories: \_\_\_\_\_

### This week's outfit notes

Outfits I loved: \_\_\_\_\_

Outfits I want to repeat: \_\_\_\_\_

Outfits that did not feel right: \_\_\_\_\_

# Smart Shopping List

Shop with intention before adding new pieces.

The best purchases are the ones that make your existing wardrobe easier to wear. Before buying something new, ask: can I style this at least three ways, does it match my palette, and does it solve a real gap?

## Before I buy, I will check:

- Matches my color palette
- Fits my current lifestyle
- Is not a duplicate
- Works in more than one season
- I know the shoes and bag
- Works with at least 3 items I own
- Feels comfortable
- Helps complete outfits
- Still feels good without the trend
- Makes getting dressed easier

## My shopping wish list

**Item 1**    Item: \_\_\_\_\_    Why I need it: \_\_\_\_\_  
 I can style it with: \_\_\_\_\_

**Item 2**    Item: \_\_\_\_\_    Why I need it: \_\_\_\_\_  
 I can style it with: \_\_\_\_\_

**Item 3**    Item: \_\_\_\_\_    Why I need it: \_\_\_\_\_  
 I can style it with: \_\_\_\_\_

**Item 4**    Item: \_\_\_\_\_    Why I need it: \_\_\_\_\_  
 I can style it with: \_\_\_\_\_

**Item 5**    Item: \_\_\_\_\_    Why I need it: \_\_\_\_\_  
 I can style it with: \_\_\_\_\_

# Bonus Challenge: 10 Pieces, 20 Looks

See how much you can do with a smaller wardrobe.

Choose 10 pieces from your closet and use them to create 20 outfit combinations. This challenge helps you notice your most versatile pieces.



## Choose your 10 pieces

Top 1: \_\_\_\_\_

Top 2: \_\_\_\_\_

Top 3: \_\_\_\_\_

Bottom 1: \_\_\_\_\_

Bottom 2: \_\_\_\_\_

Bottom 3: \_\_\_\_\_

Dress / one-piece: \_\_\_\_\_

Layer 1: \_\_\_\_\_

Layer 2: \_\_\_\_\_

Shoes: \_\_\_\_\_

## Create 20 outfit ideas

Look 1: \_\_\_\_\_

Look 11: \_\_\_\_\_

Look 2: \_\_\_\_\_

Look 12: \_\_\_\_\_

Look 3: \_\_\_\_\_

Look 13: \_\_\_\_\_

Look 4: \_\_\_\_\_

Look 14: \_\_\_\_\_

Look 5: \_\_\_\_\_

Look 15: \_\_\_\_\_

Look 6: \_\_\_\_\_

Look 16: \_\_\_\_\_

Look 7: \_\_\_\_\_

Look 17: \_\_\_\_\_

Look 8: \_\_\_\_\_

Look 18: \_\_\_\_\_

Look 9: \_\_\_\_\_

Look 19: \_\_\_\_\_

Look 10: \_\_\_\_\_

Look 20: \_\_\_\_\_

### What I learned

Easiest pieces to style: \_\_\_\_\_

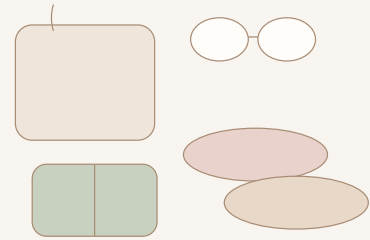
Hardest pieces to style: \_\_\_\_\_

Pieces I may not need anymore: \_\_\_\_\_

# Your Wardrobe Can Feel Easier

A stylish wardrobe is about clarity, not more clothes.

A stylish wardrobe is not about owning more clothes. It is about understanding what works for you. When your wardrobe has a clear color palette, reliable basics, strong outfit formulas, and pieces that match your real lifestyle, getting dressed becomes easier.



## More outfits. Less stress.

Better pieces. Easier mornings. A wardrobe that works for you.

Use this planner whenever you feel stuck, overwhelmed, or unsure what to wear.

### Next steps

- Create 7 outfits for the week
- Build 30 outfits from existing pieces
- Simplify your closet
- Identify your top wardrobe gaps
- Plan your next smart purchase
- Repeat the outfits that make you feel your best

### Want more outfit ideas?

Visit the blog for seasonal outfit guides, capsule wardrobe ideas, summer outfits, fall outfits, travel outfits, work outfits, casual chic outfits, wardrobe basics, fashion trends, and elegant everyday style.

**A capsule wardrobe is not less style.**

It is more clarity.